



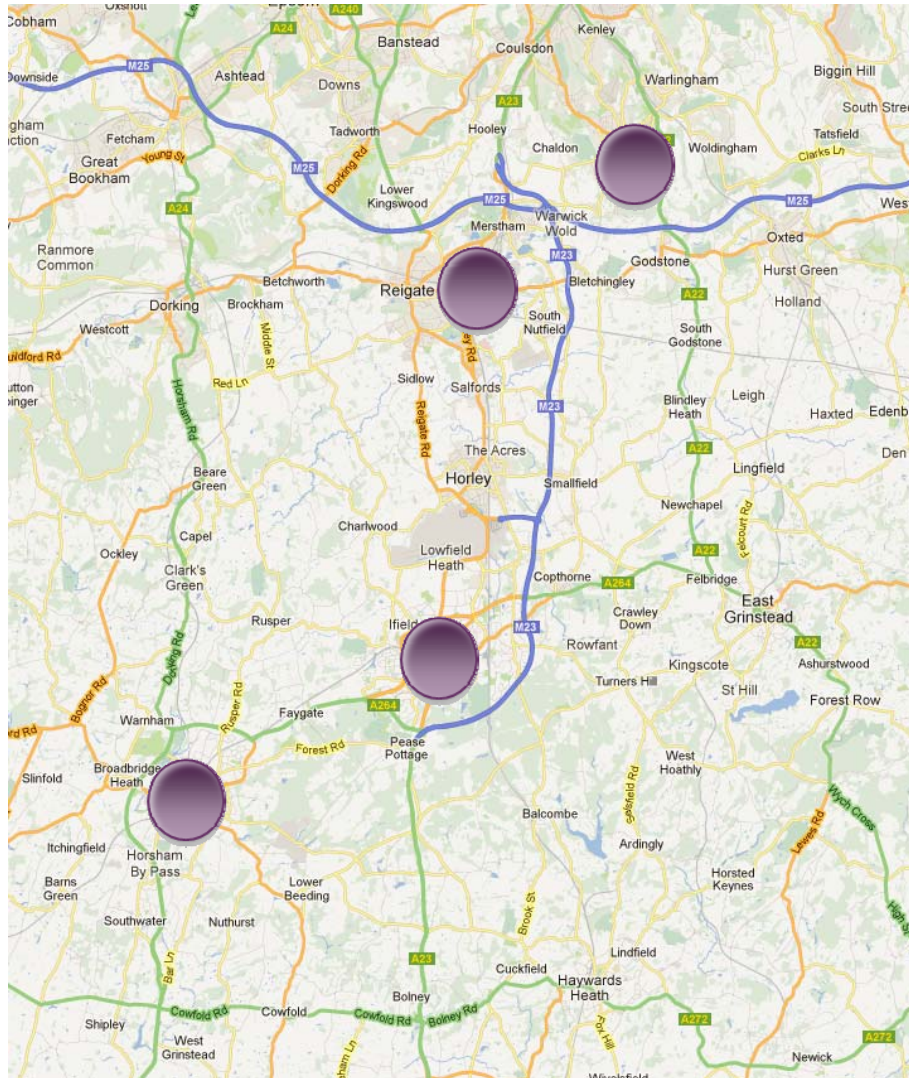
Surrey and Sussex   
Healthcare NHS Trust

## ENT Update March 2013

Mr. Sameer Khemani  
Consultant Otolaryngologist / Clinical Lead  
Dr. Barbara Bray  
Chief of Surgery



# Background: *Geography and referral rates*



- Outpatient clinics at ESH, Crawley, Caterham & Horsham
  - Operating at ESH & Crawley
  - New Referrals:
    - Jan 2013 - 742
    - Feb 2013 - 721
- (Jan 2012 – 685, Feb 2012 – 712)

# + Background: *Department structure*







*Jan 2012*

*March 2012*




*April 2013*

*Oct 2013*

Consultants



SAS doctors



# + New Services Introduced to SASH April 2012 onwards

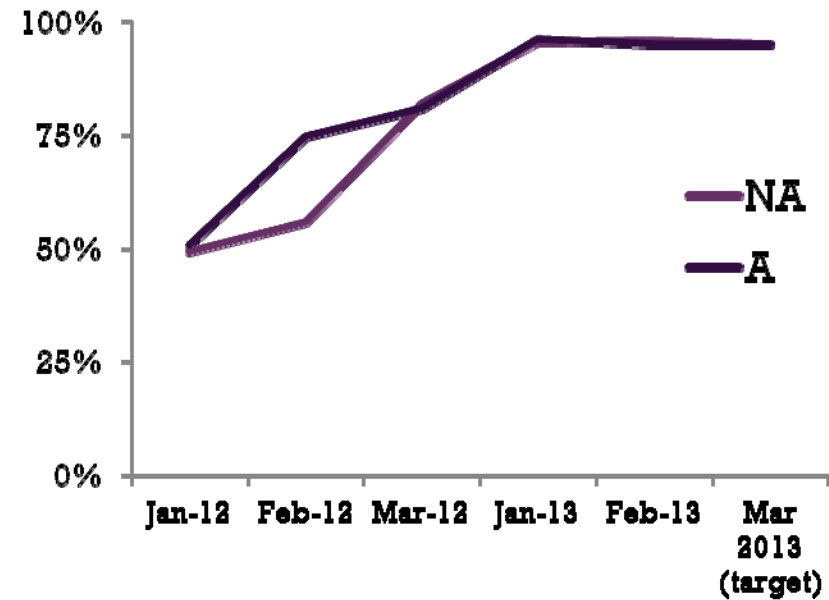
- Sleep nasal endoscopy
- Frontal sinus surgery
- Extended applications of sinus surgery
- Day-case mastoid surgery
- Stapedectomy and ossicular chain reconstruction



# + 18 week Pathways



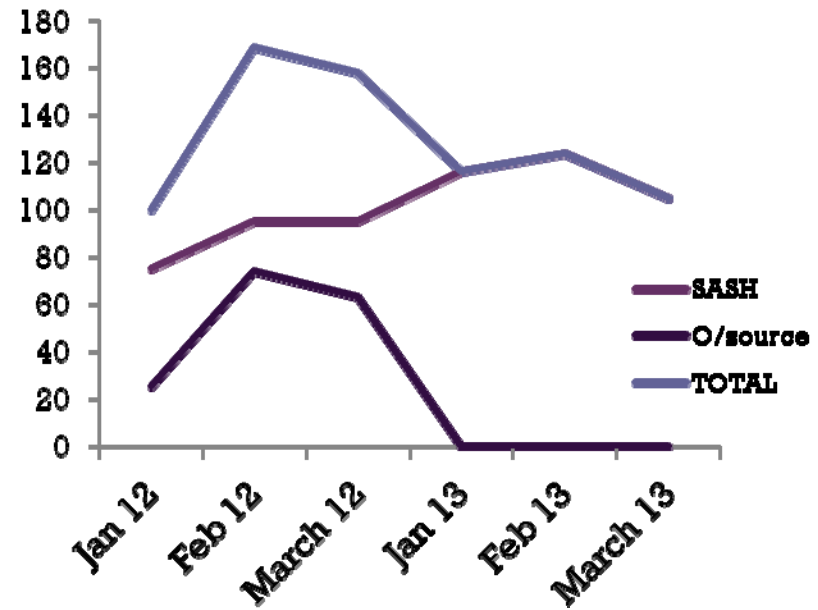
	NA	A
■ Jan 2012	49.2%	50.7%
■ Feb 2012	55.9%	74.8%
■ Mar 2012	82.0%	81.0%
<hr/>		
■ Jan 2013	95.5%	96.3%
■ Feb 2013	96.0%	95.1%
■ Mar 2013 (target)	95%	95%



# + Theatre Activity



Month	SASH	OUT/S	TOTAL
Jan 12	75	25	100
Feb 12	95	74	169
Mar 12	95	63	158
<b>TOTAL</b>	<b>265</b>	<b>162</b>	<b>427</b>
Jan 13	116	0	116
Feb 13	124	0	124
Mar 13	105*	0	105*
<b>TOTAL</b>	<b>341*</b>	<b>0*</b>	<b>341*</b>

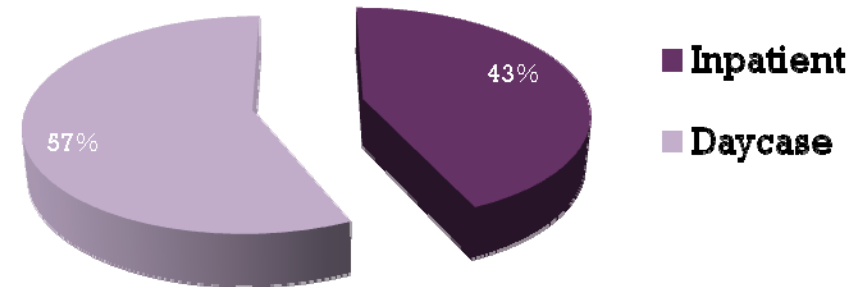


# + Day-Case Rates

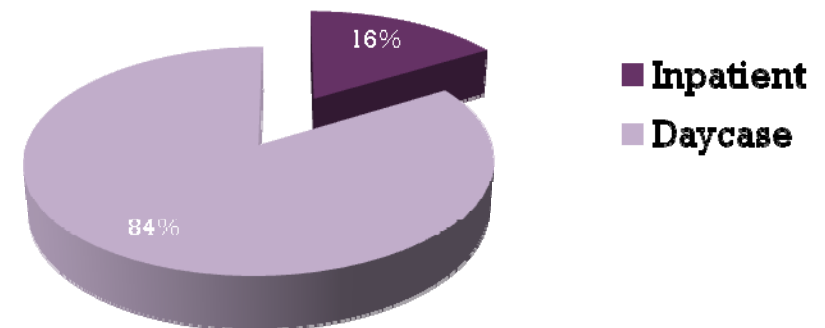


Month	I/Pt	D/case	Total
Jan 12	44	56	100
Feb 12	78	91	169
Mar12	63	95	158
<b>Total</b>	<b>185</b>	<b>242</b>	<b>427</b>
Jan 13	25	91	116
Feb 13	19	105	124
Mar13	12*	93*	105*
<b>Total</b>	<b>56</b>	<b>289</b>	<b>345</b>

**2012**



**2013**



# + Theatre Utilisation



Month	Theatre Utilisation
Jan 12	51%
Feb 12	44%
March 12	43%
Jan 13	85%
Feb 13	75%
March 13*	71%*





# Innovation in the ENT department



- Outpatient booking stamp
  - Streamlined booking system, reduced delay in appointments, reduction in inappropriate appointments
  
- Rapid access clinic
  
- Day case protocols (Paediatrics, Fractured noses)
  
- Efficient job planning
  - Increased clinic capacity of existing staff
  - Mentoring support for non-consultant staff
  
- Increased theatre productivity
  
- Improvement in data quality
  - Validation
  - Coding
  - LPP Protocols

# + Increased productivity



<b>Month (Year)</b>	<b>Number of outpatient clinics</b>
Jan (2012)	82
March (2012)	101
Jan (2013)	91
March (2013)	124
April (2013 planned)	114

# + Future developments

- Fully segregated Paediatric ENT Clinics
  - Commencing at Crawley April/May 2013
  - ? Roll out to ESH
- Specialist Nurse
  - Mastoid care
  - Aural hygiene
  - Skin prick allergy testing
- Patient reported outcome data
  - Sinus / nasal surgery
  - Head & Neck
  - Myringoplasty and mastoid surgery



# + Summary



- Significant improvement in Theatre Activity
  - Number of cases performed within SASH increased by >50%/month
  - Admitted waiting list more than halved in last year
  - Admitted 18 week pathway 51%% (Jan 12) to 95%
  - Day case rates improved from 57% (Jan 12) to 84%
  - Utilisation figures improved from 51% (Jan 12) to approx. 80%
  - New equipment has enabled many new procedures to be offered
  
- Considerable work undertaken (and continues) to address Outpatient waiting time
  - Clear plans for service development
  - Waiting time decreased from 12-13 weeks to approx. 6 weeks.

# + The Team



+ Thank you



Any Questions?